

ELEVATION CERTIFICATE

Important: Follow the instructions on pages 1-9.

Copy all pages of this Elevation Certificate and all attachments for (1) community official, (2) insurance agent/company, and (3) building owner.

SECTION A - PROPERTY INFORMATION					FOR INSURANCE COMPANY USE	
A1. Building Owner's Name GLEND A V. BUTLER					Policy Number:	
A2. Building Street Address (including Apt., Unit, Suite, and/or Bldg. No.) or P.O. Route and Box No. 415 MONTANA AVENUE					Company NAIC Number:	
City LYNN HAVEN		State Florida		ZIP Code 32444		
A3. Property Description (Lot and Block Numbers, Tax Parcel Number, Legal Description, etc.) TAX PARCEL NUMBER: 09120-000-000; LOT 9-10, BLOCK 53; LYNN HAVEN PLAT NO. 1						
A4. Building Use (e.g., Residential, Non-Residential, Addition, Accessory, etc.)					RESIDENTIAL	
A5. Latitude/Longitude: Lat. 30°15'02.8"N		Long. 85°39'34.9"W		Horizontal Datum: <input type="checkbox"/> NAD 1927 <input checked="" type="checkbox"/> NAD 1983		
A6. Attach at least 2 photographs of the building if the Certificate is being used to obtain flood insurance.						
A7. Building Diagram Number <u>1B</u>						
A8. For a building with a crawlspace or enclosure(s):						
a) Square footage of crawlspace or enclosure(s) <u>N/A</u> sq ft						
b) Number of permanent flood openings in the crawlspace or enclosure(s) within 1.0 foot above adjacent grade <u>N/A</u>						
c) Total net area of flood openings in A8.b <u>N/A</u> sq in						
d) Engineered flood openings? <input type="checkbox"/> Yes <input checked="" type="checkbox"/> No						
A9. For a building with an attached garage:						
a) Square footage of attached garage <u>455.00</u> sq ft						
b) Number of permanent flood openings in the attached garage within 1.0 foot above adjacent grade <u>4</u>						
c) Total net area of flood openings in A9.b <u>328.00</u> sq in						
d) Engineered flood openings? <input checked="" type="checkbox"/> Yes <input type="checkbox"/> No						
SECTION B - FLOOD INSURANCE RATE MAP (FIRM) INFORMATION						
B1. NFIP Community Name & Community Number CITY OF LYNN HAVEN 120009				B2. County Name BAY		B3. State Florida
B4. Map/Panel Number 12005C0218	B5. Suffix H	B6. FIRM Index Date 06-02-2009	B7. FIRM Panel Effective/ Revised Date 06-02-2009	B8. Flood Zone(s) AE	B9. Base Flood Elevation(s) (Zone AO, use Base Flood Depth) 8.0	
B10. Indicate the source of the Base Flood Elevation (BFE) data or base flood depth entered in Item B9: <input type="checkbox"/> FIS Profile <input checked="" type="checkbox"/> FIRM <input type="checkbox"/> Community Determined <input type="checkbox"/> Other/Source: _____						
B11. Indicate elevation datum used for BFE in Item B9: <input type="checkbox"/> NGVD 1929 <input checked="" type="checkbox"/> NAVD 1988 <input type="checkbox"/> Other/Source: _____						
B12. Is the building located in a Coastal Barrier Resources System (CBRS) area or Otherwise Protected Area (OPA)? <input type="checkbox"/> Yes <input checked="" type="checkbox"/> No Designation Date: _____ <input type="checkbox"/> CBRS <input type="checkbox"/> OPA						

ELEVATION CERTIFICATE

OMB No. 1660-0008
Expiration Date: November 30, 2022

IMPORTANT: In these spaces, copy the corresponding information from Section A.			FOR INSURANCE COMPANY USE
Building Street Address (including Apt., Unit, Suite, and/or Bldg. No.) or P.O. Route and Box No. 415 MONTANA AVENUE			Policy Number:
City LYNN HAVEN	State Florida	ZIP Code 32444	Company NAIC Number

SECTION C – BUILDING ELEVATION INFORMATION (SURVEY REQUIRED)

C1. Building elevations are based on: Construction Drawings* Building Under Construction* Finished Construction
*A new Elevation Certificate will be required when construction of the building is complete.

C2. Elevations – Zones A1–A30, AE, AH, A (with BFE), VE, V1–V30, V (with BFE), AR, AR/A, AR/AE, AR/A1–A30, AR/AH, AR/AO. Complete Items C2.a–h below according to the building diagram specified in Item A7. In Puerto Rico only, enter meters.

Benchmark Utilized: J-42 Vertical Datum: NAVD 1988

Indicate elevation datum used for the elevations in items a) through h) below.

NGVD 1929 NAVD 1988 Other/Source: _____

Datum used for building elevations must be the same as that used for the BFE.

Check the measurement used.


a) Top of bottom floor (including basement, crawlspace, or enclosure floor)	<u>9.4</u>	<input checked="" type="checkbox"/> feet	<input type="checkbox"/> meters
b) Top of the next higher floor	<u>N/A</u>	<input type="checkbox"/> feet	<input type="checkbox"/> meters
c) Bottom of the lowest horizontal structural member (V Zones only)	<u>N/A</u>	<input type="checkbox"/> feet	<input type="checkbox"/> meters
d) Attached garage (top of slab)	<u>7.3</u>	<input checked="" type="checkbox"/> feet	<input type="checkbox"/> meters
e) Lowest elevation of machinery or equipment servicing the building (Describe type of equipment and location in Comments)	<u>9.5</u>	<input checked="" type="checkbox"/> feet	<input type="checkbox"/> meters
f) Lowest adjacent (finished) grade next to building (LAG)	<u>4.3</u>	<input checked="" type="checkbox"/> feet	<input type="checkbox"/> meters
g) Highest adjacent (finished) grade next to building (HAG)	<u>5.1</u>	<input checked="" type="checkbox"/> feet	<input type="checkbox"/> meters
h) Lowest adjacent grade at lowest elevation of deck or stairs, including structural support	<u>N/A</u>	<input type="checkbox"/> feet	<input type="checkbox"/> meters

SECTION D – SURVEYOR, ENGINEER, OR ARCHITECT CERTIFICATION

This certification is to be signed and sealed by a land surveyor, engineer, or architect authorized by law to certify elevation information. I certify that the information on this Certificate represents my best efforts to interpret the data available. I understand that any false statement may be punishable by fine or imprisonment under 18 U.S. Code, Section 1001.

Were latitude and longitude in Section A provided by a licensed land surveyor? Yes No Check here if attachments.

Certifier's Name ROGER BLAIN ANGLIN	License Number 5521
Title LAND SURVEYOR	
Company Name ANGLIN SURVEYING, LLC	
Address 3712 CORNELIA LANE	
City PANAMA CITY	State Florida
	ZIP Code 32409



Signature 	Date 08-05-2021	Telephone (850) 271-4055	Ext.
---------------	--------------------	-----------------------------	------

Copy all pages of this Elevation Certificate and all attachments for (1) community official, (2) insurance agent/company, and (3) building owner.

Comments (including type of equipment and location, per C2(e), if applicable)
 1) EQUIPMENT SERVICING BUILDING IS AN OUTDOOR AIR CONDITIONER UNIT ON LEFT SIDE OF HOUSE.
 2) THERE ARE 2 ENGINEERED VENTS AND 2 LOUVERED VENTS IN THE GARAGE. THE 2 LOUVERED HAVE 72 SQUARE INCHES OF FLOOD OPENING AND THE 2 ENGINEERED VENTS HAVE 256 SQUARE INCHES OF FLOOD OPENING.
 3) THE LOUVERED VENT MAKE IS WAYNE DALTON, MODEL 9100.
 4) THE ENGINEERED VENT MAKE IS A FREEDOM FLOOD VENT, MODEL# FFV-1608.

ELEVATION CERTIFICATE

OMB No. 1660-0008
Expiration Date: November 30, 2022

IMPORTANT: In these spaces, copy the corresponding information from Section A.			FOR INSURANCE COMPANY USE
Building Street Address (including Apt., Unit, Suite, and/or Bldg. No.) or P.O. Route and Box No. 415 MONTANA AVENUE			Policy Number:
City LYNN HAVEN	State Florida	ZIP Code 32444	Company NAIC Number

SECTION E – BUILDING ELEVATION INFORMATION (SURVEY NOT REQUIRED) FOR ZONE AO AND ZONE A (WITHOUT BFE)

For Zones AO and A (without BFE), complete Items E1–E5. If the Certificate is intended to support a LOMA or LOMR-F request, complete Sections A, B, and C. For Items E1–E4, use natural grade, if available. Check the measurement used. In Puerto Rico only, enter meters.

- E1. Provide elevation information for the following and check the appropriate boxes to show whether the elevation is above or below the highest adjacent grade (HAG) and the lowest adjacent grade (LAG).
- a) Top of bottom floor (including basement, crawlspace, or enclosure) is _____ feet meters above or below the HAG.
- b) Top of bottom floor (including basement, crawlspace, or enclosure) is _____ feet meters above or below the LAG.
- E2. For Building Diagrams 6–9 with permanent flood openings provided in Section A Items 8 and/or 9 (see pages 1–2 of Instructions), the next higher floor (elevation C2.b in the diagrams) of the building is _____ feet meters above or below the HAG.
- E3. Attached garage (top of slab) is _____ feet meters above or below the HAG.
- E4. Top of platform of machinery and/or equipment servicing the building is _____ feet meters above or below the HAG.
- E5. Zone AO only: If no flood depth number is available, is the top of the bottom floor elevated in accordance with the community's floodplain management ordinance? Yes No Unknown. The local official must certify this information in Section G.

SECTION F – PROPERTY OWNER (OR OWNER'S REPRESENTATIVE) CERTIFICATION

The property owner or owner's authorized representative who completes Sections A, B, and E for Zone A (without a FEMA-issued or community-issued BFE) or Zone AO must sign here. The statements in Sections A, B, and E are correct to the best of my knowledge.

Property Owner or Owner's Authorized Representative's Name

Address _____ City _____ State _____ ZIP Code _____

Signature _____ Date _____ Telephone _____

Comments

Check here if attachments.

ELEVATION CERTIFICATE

OMB No. 1660-0008
Expiration Date: November 30, 2022

IMPORTANT: In these spaces, copy the corresponding information from Section A.			FOR INSURANCE COMPANY USE
Building Street Address (including Apt., Unit, Suite, and/or Bldg. No.) or P.O. Route and Box No. 415 MONTANA AVENUE			Policy Number:
City LYNN HAVEN	State Florida	ZIP Code 32444	Company NAIC Number
SECTION G – COMMUNITY INFORMATION (OPTIONAL)			
The local official who is authorized by law or ordinance to administer the community's floodplain management ordinance can complete Sections A, B, C (or E), and G of this Elevation Certificate. Complete the applicable item(s) and sign below. Check the measurement used in Items G8–G10. In Puerto Rico only, enter meters.			
<p>G1. <input type="checkbox"/> The information in Section C was taken from other documentation that has been signed and sealed by a licensed surveyor, engineer, or architect who is authorized by law to certify elevation information. (Indicate the source and date of the elevation data in the Comments area below.)</p> <p>G2. <input type="checkbox"/> A community official completed Section E for a building located in Zone A (without a FEMA-issued or community-issued BFE) or Zone AO.</p> <p>G3. <input type="checkbox"/> The following information (Items G4–G10) is provided for community floodplain management purposes.</p>			
G4. Permit Number	G5. Date Permit Issued		G6. Date Certificate of Compliance/Occupancy Issued
<p>G7. This permit has been issued for: <input type="checkbox"/> New Construction <input type="checkbox"/> Substantial Improvement</p> <p>G8. Elevation of as-built lowest floor (including basement) of the building: _____ <input type="checkbox"/> feet <input type="checkbox"/> meters Datum _____</p> <p>G9. BFE or (in Zone AO) depth of flooding at the building site: _____ <input type="checkbox"/> feet <input type="checkbox"/> meters Datum _____</p> <p>G10. Community's design flood elevation: _____ <input type="checkbox"/> feet <input type="checkbox"/> meters Datum _____</p>			
Local Official's Name		Title	
Community Name		Telephone	
Signature		Date	
Comments (including type of equipment and location, per C2(e), if applicable)			
<input type="checkbox"/> Check here if attachments.			

BUILDING PHOTOGRAPHS

ELEVATION CERTIFICATE

See Instructions for Item A6.

OMB No. 1660-0008
Expiration Date: November 30, 2022

IMPORTANT: In these spaces, copy the corresponding information from Section A.			FOR INSURANCE COMPANY USE
Building Street Address (including Apt., Unit, Suite, and/or Bldg. No.) or P.O. Route and Box No. 415 MONTANA AVENUE			Policy Number:
City LYNN HAVEN	State Florida	ZIP Code 32444	Company NAIC Number

If using the Elevation Certificate to obtain NFIP flood insurance, affix at least 2 building photographs below according to the instructions for Item A6. Identify all photographs with date taken; "Front View" and "Rear View"; and, if required, "Right Side View" and "Left Side View." When applicable, photographs must show the foundation with representative examples of the flood openings or vents, as indicated in Section A8. If submitting more photographs than will fit on this page, use the Continuation Page.



Photo One

Photo One Caption	FRONT VIEW	08/04/2021	Clear Photo One
-------------------	------------	------------	-----------------



Photo Two

Photo Two Caption	REAR VIEW	08/04/2021	Clear Photo Two
-------------------	-----------	------------	-----------------

BUILDING PHOTOGRAPHS

Continuation Page

OMB No. 1660-0008
Expiration Date: November 30, 2022

ELEVATION CERTIFICATE

IMPORTANT: In these spaces, copy the corresponding information from Section A.			FOR INSURANCE COMPANY USE
Building Street Address (including Apt., Unit, Suite, and/or Bldg. No.) or P.O. Route and Box No. 415 MONTANA AVENUE			Policy Number:
City LYNN HAVEN	State Florida	ZIP Code 32444	Company NAIC Number

If submitting more photographs than will fit on the preceding page, affix the additional photographs below. Identify all photographs with: date taken; "Front View" and "Rear View"; and, if required, "Right Side View" and "Left Side View." When applicable, photographs must show the foundation with representative examples of the flood openings or vents, as indicated in Section A8.




Photo Three

Photo Three Caption RIGHT VIEW

08/04/2021

Clear Photo Three



Photo Four

Photo Four Caption LEFT SIDE VIEW

08/04/2021

Clear Photo Four

DIVISION: 08 00 00—OPENINGS
Section: 08 95 43—Vents / Foundation Flood Vents

REPORT HOLDER:

SMART PRODUCT INNOVATIONS, INC.

EVALUATION SUBJECT:

FREEDOM FLOOD VENT™ AUTOMATIC FOUNDATION FLOOD VENT: MODEL FFV-1608

1.0 EVALUATION SCOPE

Compliance with the following codes:

- 2018, 2015, 2012, 2009 and 2006 *International Building Code*® (IBC)
- 2018, 2015, 2012, 2009 and 2006 *International Residential Code*® (IRC)

Properties evaluated:

- Physical operation
- Water flow
- Weathering

2.0 USES

The model FFV-1608 Freedom Flood Vent™ is used to equalize hydrostatic pressure on walls of enclosures subject to rising or falling floodwaters. With the cover removed, the model FFV-1608 also provides natural air ventilation.

3.0 DESCRIPTION

3.1 General:

The model FFV-1608 Freedom Flood Vent™ is an engineered mechanically operated in-wall flood vent (FV) that automatically allows floodwater to enter an enclosed area and exit. The FV is comprised of a polycarbonate frame with mounting flange and a polycarbonate horizontally pivoting door. When subjected to rising water, the model FFV-1608 Freedom Flood Vent™ door is activated and pivots to allow water and debris to flow in either direction to equalize hydrostatic pressure from one side of the enclosure to the other. The FV features a removable polycarbonate cover. The FV door will activate and pivot when subjected to rising water with or without the polycarbonate cover installed.

3.2 Engineered Opening:

The FV complies with the design principle noted in Section 2.7.2.2 and Section 2.7.3 of ASCE/ SEI 24-14 (2018 and 2015 IBC and IRC) [Section 2.6.2.2 of ASCE/ SEI 24-05 (2012, 2009, 2006 IBC and IRC)] for a maximum rate of rise and fall of 5.0 feet per hour (0.423 mm/s). In order to comply with the engineered opening requirement of ASCE/ SEI 24, Freedom Flood Vent™ FVs must be installed in accordance with Section 4.0 below. See Table 1 for vent size and maximum allowable area coverage for a single vent.

4.0 DESIGN AND INSTALLATION

The model FFV-1608 Freedom Flood Vent™ is designed to be installed into walls or overhead doors of existing or new construction. Installation of the vent must be in accordance with the manufacturer's instructions, the applicable code, and this report. In order to comply with the engineered opening design principle noted in Sections 2.7.2.2 and 2.7.3 of ASCE/ SEI 24-14 (2018 and 2015 IBC and IRC) [Section 2.6.2.2 of ASCE/ SEI 24-05 (2012, 2009, 2006 IBC and IRC)], the Freedom Flood Vent™ must be installed as follows:

- With a minimum of two openings on different sides of each enclosed area.
- With a minimum of one FV for every 250 square feet (23.2 m²) of enclosed area.
- Below the base flood elevation.
- With the bottom of the vent located a maximum of 12 inches (305.4 mm) above the higher of the final interior grade or floor and the finished exterior grade immediately under each opening.

5.0 CONDITIONS OF USE

The Freedom Flood Vent™ described in this report complies with, or is a suitable alternative to what is specified in, those codes listed in Section 1.0 of this report, subject to the following conditions:

- 5.1** The model FFV-1608 Freedom Flood Vent™ unit must be installed in accordance with this report, the applicable code and the manufacturer's published installation instructions. In the event of a conflict, the instructions in this report shall govern.
- 5.2** The model FFV-1608 Freedom Flood Vent™ unit must not be used in place of "breakaway walls" in coastal high hazard areas, but are permitted for use in conjunction with breakaway walls in other areas.

5.3 Use of the Freedom Flood Vent as under-floor space ventilation is outside the scope of this report.

6.0 EVIDENCE SUBMITTED

Data in accordance with the ICC-ES Acceptance Criteria for Mechanically Operated Flood Vents (AC364), dated August 2015 (editorially revised October 2017).

7.0 IDENTIFICATION

7.1 The Freedom Flood Vent™ model recognized in this report must be identified by a label bearing the manufacturer’s name (Smart Product Innovations, Inc.) and the evaluation report number (ESR-4332.).

7.2 The report holder’s contact information is the following:

SMART PRODUCT INNOVATIONS, INC.
 430 ANDBRO DRIVE, UNIT 1
 PITMAN, NEW JERSEY 08071
 (800) 507-1527
www.freedomfloodvent.com
info@freedomfloodvent.com

TABLE 1—FREEDOM FLOOD VENT™

MODEL NAME	MODEL NUMBER	MODEL SIZE	COVERAGE (sq. ft.)
Freedom Flood Vent™	FFV-1608	15 ³ / ₄ " X 8 ¹ / ₁₆ "	250

For SI: 1 inch = 25.4 mm




FIGURE 1—MODEL FFV-1608 FREEDOM FLOOD VENT™: SHOWN WITH COVER REMOVED



FIGURE 2—MODEL FFV-1608 FREEDOM FLOOD VENT™: SHOWN WITH FLOOD DOOR PIVOTED OPEN

DIVISION: 08 00 00—OPENINGS

Section: 08 95 43—Vents / Foundation Flood Vents

REPORT HOLDER:

SMART PRODUCT INNOVATIONS, INC.

EVALUATION SUBJECT:

FREEDOM FLOOD VENT™ AUTOMATIC FOUNDATION FLOOD VENT: MODEL FFV-1608

1.0 REPORT PURPOSE AND SCOPE**Purpose:**

The purpose of this evaluation report supplement is to indicate that the Freedom Flood Vent™ Automatic Foundation Flood Vent: Model FFV-1608, recognized in ICC-ES master evaluation report ESR-4332, has also been evaluated for compliance with codes noted below.

Applicable code edition(s):

- 2016 California Building Code (CBC)
- 2016 California Residential Code (CRC)

2.0 CONCLUSIONS**2.1 CBC:**

The Freedom Flood Vent™ Automatic Foundation Flood Vent: Model FFV-1608, described in Sections 2.0 through 7.0 of the master evaluation report ESR-4332, complies with CBC Chapters 12, 16 and 16A, provided the design and installation are in accordance with the 2015 *International Building Code*® (2015 IBC) provisions noted in the master report and the additional requirements of 12, 16, and 16A, as applicable.

The product recognized in this supplement has not been evaluated under CBC Chapter 7A for use in the exterior design and construction of new buildings located in any Fire Hazard Severity Zone within State Responsibility Areas or any Wildland-Urban Interface Fire Area.

2.2 CRC:

The Freedom Flood Vent™ Automatic Foundation Flood Vent: Model FFV-1608, described in Sections 2.0 through 7.0 of the master evaluation report ESR-4332, complies with the 2016 CRC, provided the design and installation are in accordance with the 2015 *International Residential Code*® (2015 IRC) provisions noted in the master report.

The product recognized in this supplement has not been evaluated under 2016 CRC Chapter R337, for use in the exterior design and construction of new buildings located in any Fire Hazard Severity Zone within State Responsibility Areas or any Wildland-Urban Interface Fire Area.

The product recognized in this supplement has not been evaluated for compliance with the *International Wildland-Urban Interface Code*®.

This supplement expires concurrently with the evaluation report, reissued March 2020.

DIVISION: 08 00 00—OPENINGS

Section: 08 95 43—Vents / Foundation Flood Vents

REPORT HOLDER:

SMART PRODUCT INNOVATIONS, INC.

EVALUATION SUBJECT:

FREEDOM FLOOD VENT™ AUTOMATIC FOUNDATION FLOOD VENT: MODEL FFV-1608

1.0 REPORT PURPOSE AND SCOPE

Purpose:

The purpose of this evaluation report supplement is to indicate that Freedom Flood Vent™ Automatic Foundation Flood Vent: Model FFV-1608, recognized in ICC-ES master evaluation report ESR-4332, has also been evaluated for compliance with the codes noted below.

Applicable code editions:

- 2017 Florida Building Code—Building
- 2017 Florida Building Code—Residential

2.0 CONCLUSIONS

The Freedom Flood Vent™ Automatic Foundation Flood Vent: Model FFV-1608, described in Sections 2.0 through 7.0 of the master evaluation report ESR-4332, complies with the *Florida Building Code—Building* and the *Florida Building Code—Residential*, provided the design and installation are in accordance with the *International Building Code*® (IBC) provisions noted in the master report.

Use of the Freedom Flood Vent™ Automatic Foundation Flood Vent: Model FFV-1608 has also been found to be in compliance with the High-Velocity Hurricane Zone provisions of the *Florida Building Code—Building* and the *Florida Building Code—Residential*.

For products falling under Florida Rule 9N-3, verification that the report holder's quality assurance program is audited by a quality assurance entity approved by the Florida Building Commission for the type of inspections being conducted is the responsibility of an approved validation entity (or the code official, when the report holder does not possess an approval by the Commission).

This supplement expires concurrently with the evaluation report, reissued March 2020.

Freedom Flood Vent | 16"x8" Black Flood Vent - FFV-1608-B

[Freedom Flood Vent](#)

Price: \$99.99

★★★★★ (2 reviews) [Write a Review](#)

SKU:

FFV-1608-B

UPC:

850003717005

Dimensions:

16"W x 8"H x 2"D

Rough Opening:

16.25"W x 8.25"H

Certified Flood Protection:


250 sq.ft. per unit

Air Ventilation:

31 sq. in. per unit

Shipping:

All Orders Ship by Next Business Day



Quantity:

1



Description

The Freedom Flood Vent is a cost-effective, ICC-ES certified, engineered flood vent that covers **250 sq. ft.** and meets FEMA, NFIP, and building code requirements. This bi-directional foundation flood vent relieves hydrostatic pressure and can prevent flood damage to your foundation, protecting your home and helping to lower your flood insurance.

Overview	Specifications	Certifications	Installation	Videos
		ICC-ES Certified, FEMA, NFIP and Building Code Compliant		
		Allows for bi-directional flow of flood waters		
		Provides natural air ventilation		
		Usable in:		
		<ul style="list-style-type: none"> • Crawlspace • Garages • Full-height Enclosures 		
		Relieves hydrostatic pressure		
		Winter Shield Included		


Each Freedom Flood Vent comes with a 1yr Manufacturer Warranty, [Register your vents here](#) for an extended 5yr Warranty.

2 Reviews

Show Reviews

Related Products

Customers Also Viewed



Freedom Flood Vent



HurriBond



Description

The Freedom Flood Vent is a cost-effective, ICC-ES certified, engineered flood vent that covers **250 sq. ft.** and meets FEMA, NFIP, and building code requirements. This bi-directional foundation flood vent relieves hydrostatic pressure and can prevent flood damage to your foundation, protecting your home and helping to lower your flood insurance.

Overview	Specifications	Certifications	Installation	Videos
Model Number				
FFV-1608-B				
Vent Size				
16.25"W x 8.25"H x 2"D				
Rough Opening				
16.25"W x 8.25"H				
Flood Coverage				
250 sq. ft. per unit				
Air Ventilation [without Winter Cover installed]				
31 sq. in. per unit				

Each Freedom Flood Vent comes with a 1yr Manufacturer Warranty, [Register your vents here](#) for an extended 5yr Warranty.

2 Reviews

[Show Reviews](#)

Related Products

Customers Also Viewed



Description

The Freedom Flood Vent is a cost-effective, ICC-ES certified, engineered flood vent that covers **250 sq. ft.** and meets FEMA, NFIP, and building code requirements. This bi-directional foundation flood vent relieves hydrostatic pressure and can prevent flood damage to your foundation, protecting your home and helping to lower your flood insurance.

[Overview](#)[Specifications](#)[Certifications](#)[Installation](#)[Videos](#)[Download ICC-ES Report](#)


Each Freedom Flood Vent comes with a 1yr Manufacturer Warranty, [Register your vents here](#) for an extended 5yr Warranty.

2 Reviews

[Show Reviews](#)

Related Products

Customers Also Viewed



Freedom Flood Vent
Freedom Flood Vent |
16"x8" White Flood
Vent - FFV-1608-W
Price: \$99.99



HurriBond
HurriBond™ 2in1
Adhesive & Caulk
Price: \$9.99